

# Your Drinking Water 2008



Massachusetts Water Resources Authority  
Annual Drinking Water Test Results



Massachusetts Water Resources Authority  
and Your Local Water Department

Presorted  
Standard  
U.S. Postage  
Paid  
Permit #6  
Hudson, MA 01749



**Mixed Sources**

Product group from well-managed forests, controlled sources and recycled wood or fiber

Cert no. BV-COC-080102

www.fsc.org

© 1996 Forest Stewardship Council



This is a "right-to-know" report and contains important information on the quality of your drinking water!

<p>This report contains very important information about your drinking water. Please translate it, or speak with someone who understands it.</p>	<p>Si usted desea obtener una copia de este reporte en español, llámenos al telefono 617-788-1190.</p>	<p>La relazione contiene importanti informazioni sulla qualità dell'acqua della Comunità. Tra-durlo o parlarne con un amico che lo comprenda.</p>	<p>O relatório contém informações importantes sobre a qualidade da água da comunidade. Tra-duza-o ou peça a alguém que o ajude a entendê-lo melhor.</p>	<p>Sprawozdanie zawiera ważne informacje na temat jakości wody w Twojej miejscowości. Poproś kogoś o przełumaczenie go lub porozmawaj z osobą która je dobrze rozumie.</p>	<p>يحتوي هذا التقرير على معلومات هامة عن نوعية ماء الشرب في منطقتك. يرجى ترجمته أو البحث التفسير مع صديق لكي يفهم هذه المعلومات جيداً.</p>	<p>Η κατάσταση (αποδοχή) ποιοτικού επιπέδου νερού στις Προκαλυμμένες το μεταφράσετε ή να το σχολιάσετε με κάποιον που το καταλαβαίνει καλύτερα.</p>	<p>Отчет содержит важную информацию о качестве воды в Вашем регионе. Переведите его или попросите друзей, хорошо понимающих текст, объяснить Вам его содержание.</p>
<p>Im Bericht steht wichtige Information über die Qualität des Wassers Ihrer Gemeinschaft. Der Bericht soll übersetzt werden, oder sprechen Sie mit einem Freund, der ihn gut versteht.</p>	<p>这份报告中有些重要的信息。讲到关于您所在社区的水的品质。请您找人翻译一下，或者请您看得懂这份报告的朋友给您解释一下。</p>	<p>この資料には、あなたの飲料水についての大切な情報が書かれています。内容をよく理解するために、日本語に翻訳して読むか説明を受けてください。</p>	<p>हम रिपोर्ट में 'सोने के पानी' के विषय पर बहुत जरूरी जानकारी दी गई है। कृपया हमका अनुवाद कोशिश करें, या किसी जानकार से हम बात में पूछिए।</p>	<p>මගේ වාර්තාවේ වැදගත් තොරතුරු ඇතුළත් වේ. එය ඔබට අවබෝධ කර ගැනීමට හෝ ඔබගේ මිතුරන්ගෙන් එය පැහැදිලි කර ගැනීමට ඉඩ ඇත.</p>	<p>이 보고서에는 귀리가 거주하는 지역의 수질에 관한 중요한 정보가 들어 있습니다. 이것을 번역하거나 충분히 이해하시는 친구와 상의하십시오.</p>	<p>Bản báo cáo có ghi những chi tiết quan trọng về phẩm chất nước trong cộng đồng quý vị. Hãy nhờ người thông dịch, hoặc hỏi một người bạn biết rõ về vấn đề này.</p>	<p>Le rapport contient des informations concernant la qualité de l'eau de votre communauté. Faites-le traduire, ou parlez-en à un ami qui le comprend bien.</p>

**FOR A LARGE PRINT VERSION OF THIS REPORT, CALL (617) 242-5323.**

# Your Drinking Water Report

2008



## MWRA BOARD OF DIRECTORS

IAN A. BOWLES, CHAIRMAN  
JOHN J. CARROLL, VICE-CHAIR  
JOSEPH A. MACRITCHIE, SECRETARY  
JOEL A. BARRERA  
KEVIN L. COTTER  
JOSEPH C. FOTI  
MICHAEL S. GOVE  
JAMES W. HUNT, III  
VINCENT G. MANNERING  
ANDREW M. PAPPASTERGION  
MARIE T. TURNER

## Dear Customer,

The Massachusetts Water Resources Authority is pleased to send you this year's annual report on your drinking water quality. MWRA and your local water department test thousands of water samples each week, under strict federal and state guidelines. The results for 2008 are excellent: for the 120 contaminants we test for, every standard was met.

I am also pleased to report that the lead test results for 2008 and the first half of 2009 show that system-wide, MWRA was below the federal Lead Action Level. It is important to remember that lead is not in the source water, but can enter the water through some household plumbing that contains lead. Recent tests have also shown that there are no traces of pharmaceuticals in MWRA water.

Your tap water is one of the best values around. For less than a penny a gallon, you receive some of the cleanest, best tasting drinking water in the country. That penny also provides you with experienced, professional staff who protect, treat and deliver your water and make sure it is always available.


MWRA has great confidence in the water we deliver to your home, and we want you to have the same confidence. This report contains important information, and I hope you take a moment to read through it. Please contact us if you have any questions or comments about your water quality, or any of MWRA's programs.

Sincerely,

Frederick A. Laskey  
MWRA Executive Director

## This report is required under the Federal Safe Drinking Water Act and provides information on:

Where your water comes from _____	2
Map of the water system _____	2
How your water is treated _____	3
Improvements to the system _____	3
Test results _____	4
Information about lead _____	5
Special notice for the immuno-compromised _____	6
List of further resources _____	6



## SHARE YOUR COMMENTS

Call or email us and let us know what you think about this report or your water.

MASSACHUSETTS WATER  
RESOURCES AUTHORITY

PWS ID #6000000

Charlestown Navy Yard

Building 39, 1st Avenue

Boston, MA 02129

617-242-5323

[www.mwra.com](http://www.mwra.com)

Español 617-788-1190



# WHERE DOES YOUR WATER COME FROM?



## WATERSHED PROTECTION:

The pristine watersheds enhance the value of the water by keeping potential pollutants out and making treatment easier.

Your water comes from the Quabbin Reservoir, about 65 miles west of Boston, and the Wachusett Reservoir, about 35 miles west of Boston. These reservoirs supply wholesale water to local water departments in 50 communities, 44 in greater Boston and MetroWest, three in western Massachusetts, and serves as a back-up supply for three others. The two reservoirs combined supplied about 206 million gallons a day of high quality water to consumers in 2008.

Quabbin and Wachusett watersheds are protected naturally with over 85% of the watersheds covered in forest and wetlands. About 75% of the total watershed land cannot be built on. The natural undeveloped watersheds help to keep MWRA water clean and clear. Also, to ensure safety, the streams and the reservoirs are tested often and patrolled daily by the Department of Conservation and Recreation (DCR).

Rain and snow falling on the watersheds - protected land around the reservoirs - turn into streams that flow to the reservoirs. This water comes in contact with soil, rock, plants, and other material as it follows its natural path to the reservoirs. While this process helps to clean the water, it can also dissolve and carry very small amounts of material into the reservoir. Minerals from soil and rock do not typically cause problems in the water. But, water can also transport contaminants from human and animal activity. These can include bacteria, viruses, and fertilizers - some of which can cause illness. The test data in this report show that these contaminants are not a problem in your reservoirs' watersheds.

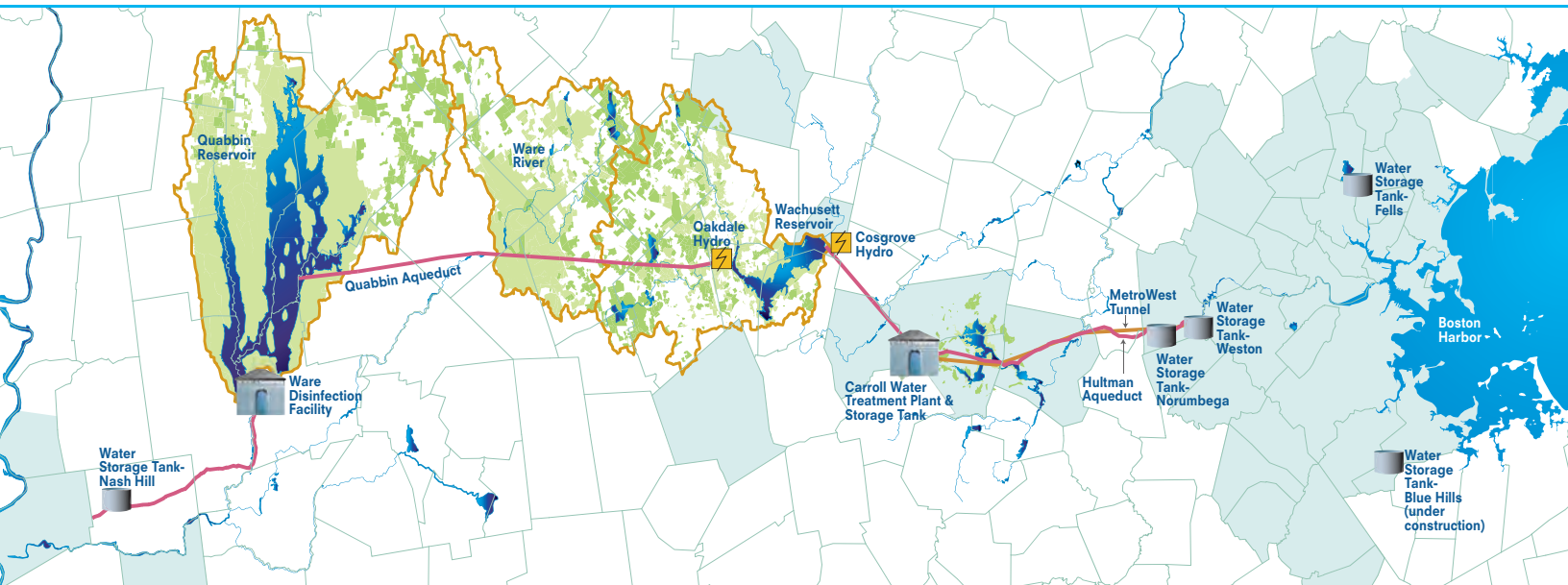


The Department of Environmental Protection (DEP) has prepared a Source Water Assessment Program report for the Quabbin and Wachusett Reservoirs. The DEP report commends DCR and MWRA on the existing source protection plans, and states that our "watershed protection programs are very successful and greatly reduce the actual risk of contamination." The report recommends that we maintain present watershed plans and continue to work with the residents, farmers, and other interested parties to maintain the pristine watershed areas.



## TAP WATER – THE GREEN CHOICE!

As water travels eastward through tunnels from the Quabbin and Wachusett Reservoirs, clean hydro-electric energy is produced. The electricity generated is used to reduce MWRA's energy demands. Also, the clean, fresh water is delivered straight to your home without the fuel consumption of trucking or the waste left behind by plastic bottles.



# FROM THE RESERVOIR TO YOUR HOME




## BOTTLE VS. TAP – THE SMART CHOICE


Even though tap and bottled water must meet the same standards, bottled water costs hundreds of times more - a penny for tap compared to \$1 to \$8 a gallon for bottled. Tap water must meet more intensive Environmental Protection Agency (EPA) testing requirements than bottled water, which is regulated by the Food and Drug Administration (FDA).

## WATER TREATMENT STEPS

The water you drink is treated at the John J. Carroll Water Treatment Plant in Marlborough. The first treatment step is disinfection of reservoir water. MWRA's licensed treatment operators carefully add measured doses of ozone gas bubbles to the water to kill any pathogens (germs) that may be present in the water. Fluoride is then added to reduce cavities. Next, the water chemistry is adjusted to reduce corrosion of lead and copper from home plumbing (see page 5). Last, we add mono-chloramine, a mild and long-lasting disinfectant combining chlorine and ammonia, which protects the water while it is in the local pipelines.



At the treatment plant control center, MWRA staff can control water treatment from Quabbin Reservoir to Norumbega Storage Tank in Weston to ensure properly treated water at all times of the day and night.



## WHAT IS OZONE?

Ozone consists of three atoms of oxygen. It is created by applying an electrical current to pure oxygen in a specially designed chamber. Ozone provides better disinfection than chlorine alone, especially against *Cryptosporidium* and other hard to kill germs. It also reduces the amount of potentially harmful chlorine byproducts.

## IMPROVEMENTS TO THE WATER SYSTEM

Over the last ten years, in addition to the treatment plant, MWRA has improved watershed protection, built the MetroWest tunnel, installed covered storage tanks, and rehabbed many miles of pipeline. These projects are the largest investments since the construction of the Quabbin Reservoir in the 1930s.

MWRA and its partner communities will continue to make necessary improvements to ensure high quality water is delivered directly to the customer's tap. One high priority is rehabbing older pipes within the extensive pipe network. MWRA is upgrading its own pipes, as well as providing zero-interest loans to help communities improve their older pipes. To save money and limit traffic and service disruptions, construction crews try to clean and reline rather than replace pipes whenever possible.

## WATER CONSERVATION

On average, each person uses about 65 gallons of water each day. There are many simple ways you can conserve water and lower your bills, including: fixing leaks, installing low-flush toilets and low-flow shower heads, or minimizing your outdoor watering. MWRA has an active conservation program, and it is paying off. Demand has dropped dramatically and water usage is lower than it has been in over 40 years. Still, there is more work to be done to conserve this precious resource. To find out more, contact the MWRA at 617-242-SAVE or visit [www.mwra.com](http://www.mwra.com).



The Blue Hills covered storage tanks are nearing completion and expected to go on-line in Fall 2009.

# TESTING YOUR WATER EVERY STEP OF THE WAY



Our professional lab staff has many years of experience and performs thousands of tests each week to make sure the water supplied meets all the federal and state standards.

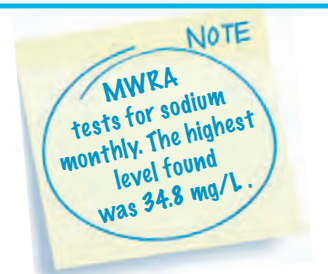
## TESTS BEFORE TREATMENT

We test the water as it leaves the reservoir to see how well protected our watersheds are. Test results show few contaminants are found in the reservoir. The few that are found are in very small amounts, well below EPA's standards. Turbidity (or cloudiness of water) is one measure of overall water quality. Typical levels at the Wachusett Reservoir are 0.3 NTU (Nephelometric Turbidity Units). In 2008, turbidity was always below EPA's standard of 5.0 NTU. It was also below the stricter Massachusetts standard of 1.0 NTU over 99.99% of this time, with the highest level at 1.17 NTU. This did not interfere with effective disinfection. MWRA also tests reservoir water for pathogens – such as fecal coliform, bacteria, viruses, *Cryptosporidium*, and *Giardia*. They can enter the water from animal or human waste. All test results were well within state and federal testing and treatment standards.

## TESTS IN COMMUNITY PIPES

MWRA and local water departments test 300 to 500 water samples each week for total coliform bacteria. Total coliform bacteria can come from the intestines of warm-blooded animals, or can be found in soil, plants, or other places. Most of the time, these bacteria are not harmful. However, their presence could signal that harmful bacteria from fecal waste may be there as well. The EPA requires that no more than 5% of the samples in a month may be positive for total coliform. If a water sample tests positive for total coliform, we run more specific tests for *E.coli*. *E.coli* is a bacteria found in human and animal fecal waste and may cause illness.

4



This is about 9 mg per 8 oz. glass which would be considered Very Low Sodium by the Food and Drug Administration (FDA).

## TESTS AFTER TREATMENT

EPA and state regulations also require many water quality tests after treatment to check the water you are drinking. MWRA follows – and even goes beyond – these tests. We conduct tens of thousands of tests per year on over 120 contaminants. For a complete list of what we test for, go to [www.mwra.com](http://www.mwra.com).

The only contaminants detected are listed below, and all met EPA's standards. The bottom line is that the water quality is excellent.

## TOTAL COLIFORM RESULTS

Community	Highest % of positive samples and month	Violation of EPA's 5% limit
Framingham	1.3% (June)	No
Waltham	1.3 (April)	No
MWRA Transmission Line	0.3% (August)	No

**How did we do in 2008?** The table above reports test results from 30 communities that receive all of their water from MWRA. Total coliforms were found in two communities, though no community exceeded the EPA standard. For more information, please read your community letter.

## Test Results - After Treatment

Compound	Units	(MCL) Highest Level Allowed	(We found) Detected Level-Average	Range of Detections	(MCLG) Ideal Goal	Violation	How it gets in the water
BARIUM	ppm	2	0.009	0.008-0.011	2	No	Common mineral in nature
MONO-CHLORAMINE	ppm	4-MRDL	2.0	0.0-3.9	4-MRDLG	No	Water disinfectant
FLUORIDE	ppm	4	1.04	0.55-1.22	4	No	Additive for dental health
NITRATE <sup>^</sup>	ppm	10	0.16	0.02-0.16	10	No	Atmospheric deposition
NITRITE <sup>^</sup>	ppm	1	0.007	0.005-0.007	1	No	Byproduct of water disinfection
TOTAL TRIHALOMETHANES	ppb	80	3.7	0.7-7.5	ns	No	Byproducts of water disinfection
HALOACETIC ACIDS-5	ppb	60	5.7	nd-10.5	ns	No	Byproducts of water disinfection

KEY: **MCL**=Maximum Contaminant Level - The highest level of a contaminant allowed in water. MCLs are set as close to the MCLGs as feasible using the best available technology. **MCLG**=Maximum Contaminant Level Goal - The level of contaminant in drinking water below which there is no known or expected risk to health. MCLGs allow for a margin of safety. **MRDL**=Maximum Residual Disinfectant Level. The highest level of a disinfectant allowed in drinking water. There is convincing evidence that addition of a disinfectant is necessary for control of microbial contaminants. **MRDLG**=Maximum Residual Disinfectant Level Goal. The level of a drinking water disinfectant below which there is no known or expected health risk. MRDLGs do not reflect the benefits of the use of disinfectants to control microbial contamination. **ppm**=parts per million **ppb**=parts per billion **nd**=not detected **ns**=no standard <sup>^</sup>As required by DEP, the maximum result is reported for nitrate and nitrite, not the average.

# WHAT TO KNOW ABOUT LEAD IN TAP WATER

## WHAT CAN I DO TO REDUCE EXPOSURE TO LEAD IN DRINKING WATER?

Run the tap until after the water feels cold. To save water, fill a pitcher with fresh water and place in the refrigerator for future use.

Never use hot water from the faucet for drinking or cooking – especially when making baby formula or other foods for infants.

Ask your local water department if there are lead service pipes leading to your home.

Test your tap water. Contact MWRA (617-242-5323, [www.mwra.com](http://www.mwra.com)) for more tips and a list of certified labs.



Be careful of places you may find lead in or near your home. Paint, soil, dust, and some pottery may contain lead.

Call the Department of Public Health at 1-800-532-9571 or EPA at 1-800-424-LEAD for health information.

MWRA water is lead-free when it leaves the reservoirs. MWRA and local pipes that carry the water to your community are made mostly of iron and steel, and do not add lead to water. However, lead can get into tap water through pipes in your home, your lead service line, lead solder used in plumbing, and some brass fixtures. Corrosion or wearing away of lead-based materials can add lead to tap water, especially if water sits for a long time in the pipes before it is used.

## WHAT IS MWRA DOING TO LOWER LEAD LEVELS? WHAT CAN I DO?

In 1996, MWRA began adding sodium carbonate and carbon dioxide to adjust the water's pH and buffering capacity. This change has made the water less corrosive, thereby reducing the leaching of lead into drinking water. Lead levels found in sample tests of tap water have dropped by over 80 percent since this treatment change. Local water departments are working to

decrease lead corrosion by replacing existing lead service lines. Also, MWRA is working with city and state governments to get rid of lead in all new household plumbing, in particular faucets. Federal law still allows new faucets to contain as much as 8% lead.

To further decrease your potential exposure, you should always use cold, fresh running water for drinking or cooking and buy plumbing fixtures that have no or low lead levels. Read the labels of any new plumbing fixture closely.

## MWRA MEETS LEAD STANDARD IN 2008

Under EPA rules, each year MWRA and your local water department must test tap water in a sample of homes that are likely to have high lead levels. These are usually homes with lead service lines or lead solder. The EPA rule requires that 9 out of 10, or 90%, of the sampled homes must have lead levels below the Action Level of 15 parts per billion (ppb).

Lead levels in sampled worst case homes have dramatically dropped since 1992. Over the last several years, the results have been below the EPA standard, including the last 10 sampling rounds. Results for September 2008 are shown in the table. 9 of 10 houses were below 8.1 ppb, which is below the Action Level of 15 ppb.

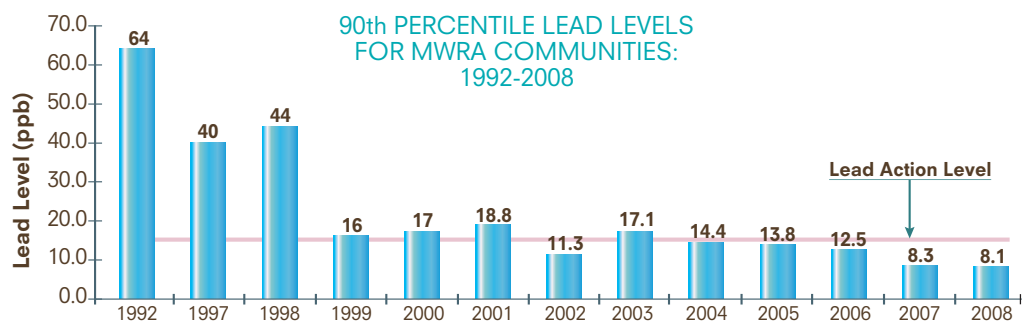
Some communities had more than one home test above the Action Level. If you live in one of these communities, your town letter on page 7 will provide you with more information.

5

## SEPTEMBER 2008 LEAD & COPPER RESULTS

	Range	90% Value	(Target) Action Level	(Ideal Goal) MCLG	# Homes Above AL/ # Homes Tested
<b>Lead</b>	1.2-39.9 ppb	8.1 ppb	15 ppb	0	12/450
<b>Copper</b>	0.003-0.44 ppm	0.11 ppm	1.3 ppm	0	0/450

AL=Action Level – The concentration of a contaminant which, if exceeded, triggers treatment or other requirements which a water system must follow. Definition for MCLG available on page 4.



## IMPORTANT INFORMATION FROM EPA ABOUT LEAD

If present, elevated levels of lead can cause serious health problems, especially for pregnant women and young children. Lead in drinking water is primarily from materials and components associated with service lines and home plumbing. MWRA is responsible for providing high quality drinking water, but cannot control the variety of materials used in plumbing components. If your water has been sitting for several hours, you can minimize the potential for lead exposure by flushing your tap for 30 seconds to 2 minutes before using water for drinking or cooking. If you are concerned about lead in your water, you may wish to have your water tested. Information on lead in drinking water, testing methods, and steps you can take to minimize exposure is available from the Safe Drinking Water Hotline at 1-800-426-4791 or [www.epa.gov/safewater/lead](http://www.epa.gov/safewater/lead).

# IMPORTANT EPA & DEP INFORMATION



## ARE THERE DRUGS IN MY DRINKING WATER?

Recently, you may have heard news reports about pharmaceuticals found in drinking water supplies in some parts of the country. Test results have shown no traces of drugs in MWRA's water supply. Pharmaceuticals in drinking water are more of a concern with water supplies that have wastewater discharged into them, but since MWRA's water sources are well protected, this is not a concern.

## CONTAMINANTS IN BOTTLED WATER AND TAP WATER

Drinking water, including bottled water, may reasonably be expected to contain at least small amounts of some contaminants. The presence of contaminants does not necessarily indicate that water poses a health risk. More information about contaminants and potential health effects can be obtained by calling the EPA's Safe Drinking Water Hotline (1-800-426-4791) or MWRA.

In order to ensure that tap water is safe to drink, the Massachusetts DEP and EPA prescribe regulations which limit the amount of certain contaminants in water provided by public water systems. Food and Drug Administration (FDA) and the Massachusetts Department of Public Health regulations establish limits for contaminants in bottled water which must provide the same protection for public health.

## ONGOING RESEARCH FOR NEW REGULATIONS

Test	Measurement Units	2008 Average
Cryptosporidium	oocysts per 100L	0.009 <sup>^</sup>
Giardia	cysts per 100L	0.115
NDMA	ng/L	1.8*

KEY: ng/L=nanograms per liter (parts per trillion)

<sup>^</sup>Proposed treatment threshold is 1 oocyst per 100 liters.

\*The DEP "guidance value" is 10 ng/L



## RESEARCH AND REGULATIONS

MWRA has been working with EPA and other researchers to define new national drinking water standards by testing for contaminants that are not regulated. Our

results will be used with those of other water suppliers to help EPA set regulations if they are necessary. In order to better understand the water supply and treated water, MWRA has voluntarily been testing for *Cryptosporidium* and *Giardia*.



## DRINKING WATER AND PEOPLE WITH WEAKENED IMMUNE SYSTEMS

Some people may be more vulnerable to contaminants in drinking water than the general population. Immuno-compromised persons such as persons with cancer undergoing chemotherapy, persons who have HIV/AIDS or other immune system disorders, some elderly, and infants can be particularly at risk for infections. These people should seek advice about drinking water from their health care providers. EPA/CDC guidelines on appropriate means to lessen the risk of infection by *Cryptosporidium* and microbial contaminants are available from the Safe Drinking Water Hotline (1-800-426-4791).

## WHERE TO GO FOR MORE INFORMATION...

Massachusetts Water Resources Authority (MWRA)	<a href="http://www.mwra.com">www.mwra.com</a>	617-242-5323
Massachusetts Department of Environmental Protection	<a href="http://www.mass.gov/dep">www.mass.gov/dep</a>	617-292-5500
Department of Conservation and Recreation	<a href="http://www.mass.gov/dcr/waterSupply.htm">www.mass.gov/dcr/waterSupply.htm</a>	617-626-1250
Massachusetts Department of Public Health (DPH)	<a href="http://www.mass.gov/dph">www.mass.gov/dph</a>	617-624-6000
US Centers for Disease Control and Prevention (CDC)	<a href="http://www.cdc.gov">www.cdc.gov</a>	800-232-4636
List of State Certified Water Quality Testing Labs	<a href="http://www.mwra.com/04water/html/testinglabs.html">www.mwra.com/04water/html/testinglabs.html</a>	617-242-5323
Source Water Assessment and Protection Report	<a href="http://www.mwra.com/sourcewater.htm">www.mwra.com/sourcewater.htm</a>	617-242-5323
Information on Cross Connections	<a href="http://www.mwra.com/04water/html/crossconnection.htm">www.mwra.com/04water/html/crossconnection.htm</a>	617-242-5323

### Public Meetings

MWRA Board of Directors	<a href="http://www.mwra.com/02org/html/boardofdirectors.htm">www.mwra.com/02org/html/boardofdirectors.htm</a>	617-788-1117
MWRA Advisory Board	<a href="http://www.mwraadvisoryboard.com">www.mwraadvisoryboard.com</a>	617-742-7561
Water Supply Citizens Advisory Committee	<a href="http://www.mwra.com/02org/html/wscac.htm">www.mwra.com/02org/html/wscac.htm</a>	413-586-8861

If you would like more in-depth information on your water quality, a monthly report is available at [www.mwra.com](http://www.mwra.com) or by calling 617-242-5323. Thank you for reading this report.



# City of Woburn

## Department of Public Works

50 No. Warren Street, Woburn, MA 01801  
Tel. (781) 897-5990 Fax. (781) 897-5989  
Vincent Ferlisi, Superintendent

Dear Water Customer,

The Woburn Department of Public Works, in conjunction with the Massachusetts Water Resources Authority (MWRA) supplies potable water to approximately 12,500 residential and commercial customers. This page provides information on the quality of water supplied through the municipal well field at Horn Pond. MWRA water quality information is contained elsewhere in this report. The following water quality data contains results based on annual testing performed in 2008.

### WATER QUALITY DATA: RESULTS FROM 08-6-08

Well Number	Capacity MGD	pH	Alkalinity PPM	Iron PPM	Manganese PPM	Hardness PPM
A2	1.2	6.8	51.0	0.0124	0.184	97.9
B	0.4	6.7	40.9	0.0269	0.086	79.5
C2	0.7	6.7	47.8	0.0185	0.391	86.9
D2	2.0	6.6	33.8	ND	0.103	82.1
I	1.6	6.7	43.3	0.300	0.242	76.8

ND -Non-Detect

In addition to above, the City obtains and tests samples from each Well for volatile and synthetic organic compounds, inorganic compounds and bacteria. Within the distribution system, twenty-one separate locations are tested weekly or quarterly for bacteria, trihalomethanes, haloacetic acids, iron, manganese, lead and copper. Other sites are tested periodically. All testing sites are scheduled and approved by the Massachusetts Department of Environmental Protection.

	90% Value	(Target) Action Level	(Ideal Goal) MCLG	# of homes that failed AL/ # of homes tested
Lead	4.42 ppb	15 ppb	0	0 of 35
Copper	0.121 ppm	1.3 ppm	0	0 of 35

### DISINFECTANT BY-PRODUCT RULE

Compound	Unit	MCL	MCLG	Running Annual Average	Range	Source	Violation
Total Trihalomethanes	ppb	80	0	19.0	0.68 to 38.2	Byproduct of water disinfection	No
Haloacetic Acids 5	ppb	60	0	6.68	3.54 to 9.64	Byproduct of water disinfection	No

Definitions of terms and abbreviations (e.g., MCL and MCLG, etc.) are found on the attached MWRA Annual Water Quality Report. The MWRA report also includes other "required" U.S. EPA information for consumers.

### DISINFECTANT BY-PRODUCT RULE - STAGE 2

Average 8 sites thru City	Unit	MCL	MCLG	Result	Source	Violation
Total Trihalomethanes	ppb	80	0	3.03 to 29.02	Byproduct of water disinfection	No
Haloacetic Acids 5	ppb	60	0	1.73 to 7.62	Byproduct of water disinfection	No

The Department of Public Works is continuing an aggressive policy of system maintenance and implementation of a major capital improvements program. These include the following programs, which are under design or being constructed.

- Continued intense City-wide valve maintenance and hydrant flushing program to remove sediments from the system and improve the operation of valves and hydrants.
- The Horn Pond Water Treatment Plant filtration addition for the removal of iron and manganese within the city wells will begin construction this summer.

- Well C2 is in the process of being re-developed.
- Replacement of the Rag Rock Storage Tank on Hillside Avenue.
- Completion of the cleaning and relining of the following water mains to improve transmission capacity and water quality: Green Street, Buck Street, Vernon Street, Auburn Street, High Street, Lillian Street, Sunset Avenue, and Orange Street.
- Proposed cleaning and relining of the following water mains: Nashua Street, Porter Street, Warren Road, Lawrence Street, Sturgis Street, Water Street, Beacon Street, Evan Street, Morse Street, and Foster Street.

- A new 12" water main on Lexington Street (Pleasant Street to Garden Street) was installed and replaced the existing 6" water main to enhance fire flow to the area and help support the new Shaker Glen Water Booster Station.
- A pilot program that installed water meters at commercial locations and 100 residences was completed.
- Constant updating of the Department of Public Works website, which lists all water quality test results performed in the current calendar year as well as introduction of a Customer Complaint Form.

The City of Woburn is committed to providing clean and safe water to its residents and will continue to implement improvements that will allow us to meet this goal now and in the future.