



Investing In Your Water



MASSACHUSETTS WATER RESOURCES AUTHORITY
2017 ANNUAL DRINKING WATER TEST RESULTS



This report contains very important information about your drinking water. Please translate it, or speak with someone who understands it.

Si usted desea obtener una copia de este reporte en español, llámenos al teléfono 617-788-1190.

La relazione contiene importanti informazioni sulla qualità dell'acqua della Comunità. Tra-durlo o pariamne con un amico che lo comprenda.

O relatório contém informações importantes sobre a qualidade da água da comunidade. Tra-duza-o ou peça a alguém que o ajude a entendê-lo melhor.

Sprawozdanie zawiera ważne informacje na temat jakości wody w Twojej miejscowości. Poproś kogoś o przełumaczenie go lub porozmawiaj z osobą która je dobrze rozumie.

يحتوي هذا التقرير على معلومات هامة عن نوعية مياه الشرب في منطقتك يرجى ترجمته أو إيضاح التقرير مع صديقك بفهم هذه المعلومات جيداً.

Η καρτέλα ανάρτησής παραυσιάζει απαντήσεις ελαιοροπορικές για το ποσοπο νερο στοσ Προσασόλο να το μεταρροαστε η να το εζωλοεαστε με καποιον ποσο το καπολορνηνη απωλοητασ.

Im Bericht steht wichtige Information über die Qualität des Wassers Ihrer Gemeinschaft. Der Bericht soll übersetzt werden, oder sprechen Sie mit einem Freund, der ihn gut versteht.

豆份报告中有息重要的信息。讲到关于您所在社区的的水的品质。请您找人翻译一下，或者请能看懂这份报告的朋友给您解释一下。

この資料には、あなたの飲料水についての大切な情報が書かれています。内容をよく理解するために、日本語に翻訳して読むか説明を受けてください。

इस रिपोर्ट में आपके क्षेत्र के पियस का गुणवत्ता सम्बन्धी जानकारी है। कृपया इसका अनुवाद करें/किए, या किसी जानकार से इस को पूछिये।

របាយការណ៍នេះមានព័ត៌មានសំខាន់ៗ អំពីគុណភាពទឹក ។ សូមប្រាប់ប្តី ឬអ្នកគ្រូ:នោះឬអ្នកជំនាញអំពីអាយុវាយណ៍ អោយព្រាយណ៍នោះ ។

이 보고서는 귀하의 거주하는 지역의 수질에 관한 중요한 정보를 알려 있습니다. 이것을 번역하거나 출판의 이해해서는 친구로 알려하십시오.

Bản báo cáo có ghi những chỉ tiết quan trọng về phẩm chất nước trong cộng đồng quý vị. Hãy nhờ người thông dịch, hoặc hỏi một người bạn biết rõ về vấn đề này.



MASSACHUSETTS WATER RESOURCES AUTHORITY AND YOUR LOCAL WATER DEPARTMENT

Where To Go For Further Information

Massachusetts Water Resources Authority (MWRA)	www.mwra.com	617-242-5323
Massachusetts Dept. of Environmental Protection	www.mass.gov/dep	617-292-5500
Massachusetts Dept. of Public Health (DPH)	www.mass.gov/dph	617-624-6000
Department of Conservation and Recreation	www.mass.gov/dcr/watersupply	617-626-1250
US Centers for Disease Control & Prevention (CDC)	www.cdc.gov	800-232-4636
List of State Certified Water Quality Testing Labs	www.mwra.com/testinglabs.html	617-242-5323
Source Water Assessment and Protection Reports	www.mwra.com/sourcewater.html	617-242-5323
Information on Water Conservation	www.mwra.com/conservation.html	617-242-SAVE

Public Meetings

MWRA Board of Directors	www.mwra.com/boardofdirectors.html	617-788-1117
MWRA Advisory Board	www.mwraadvisoryboard.com	617-788-2050
Water Supply Citizens Advisory Committee	www.mwra.com/wscac.html	413-213-0454

For A Larger Print Version, Call 617-242-5323.

This report is required under the Federal Safe Drinking Water Act. MWRA PWS ID# 6000000



FSC
Mixed Sources
Product group from well-managed
forests and other controlled sources
Cert no. BV-COC-080102
www.fsc.org
© 1996 Forest Stewardship Council





MWRA Board of Directors

Matthew A. Beaton,
Chairman

John J. Carroll, Vice Chair

Andrew M. Pappastergion,
Secretary

Austin F. Blackmon

Kevin L. Cotter

Paul E. Flanagan

Joseph C. Foti

Brian Peña

Henry F. Vitale

John J. Walsh

Jennifer L. Wolowicz

Dear Customer,

The Massachusetts Water Resources Authority is pleased to share with you the results of our annual water quality testing. MWRA and your local water department take hundreds of thousands of water quality tests to ensure your water is safe. The results for 2017 are excellent and MWRA again met every federal and state drinking water standard.

Since the MWRA was created in 1984, we have invested over \$2 billion to rehabilitate and modernize the entire drinking water system. From state-of-the-art treatment, to covered storage tanks, to installing new redundant pipelines and replacing older pipes in the communities, we want to make sure the water that flows to your tap is of the highest quality. Investing in infrastructure improvements also plays a large part in the economic health of our region.

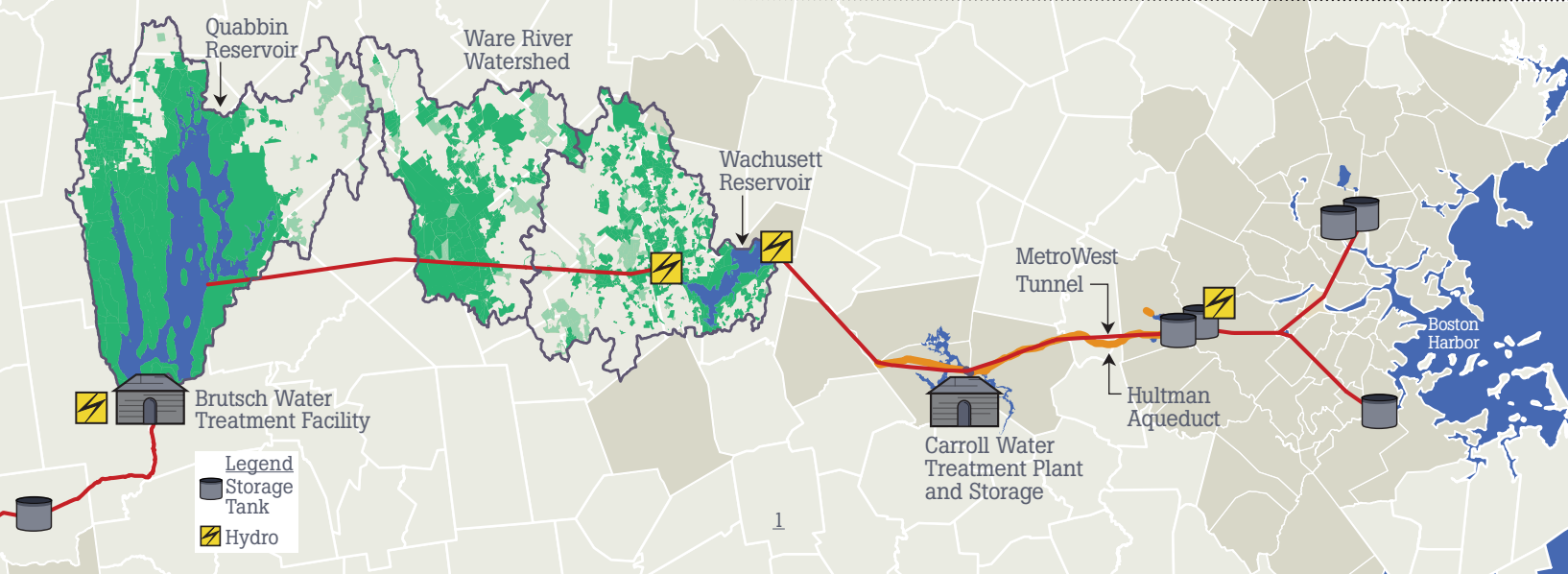
System-wide, MWRA has been below the lead action level for many years now, but there are still a number of lead service lines in our service area. Several of our member communities are taking advantage of our \$100 million zero interest loan program and others are getting ready to do so. Our laboratory staff processes samples from homes and school across the service area. We continue to partner with the Massachusetts Departments of Environmental Protection and Public Health to make every effort to reduce the risk of lead at the tap to protect the health of the children in our member communities. More information on lead can be found on pages 4 and 5 of this report.

This report contains important information about your water system and we hope you take a few moments to read through it. MWRA has great confidence in the water we deliver to your home and we want you to share that confidence. Please contact us if you have any questions or comments about your water quality or any of MWRA's programs.

Sincerely,

Frederick A. Laskey
Executive Director

For more information on MWRA and its Board of Directors, visit www.mwra.com.



Drink Local And Be Green! Tap water is delivered straight to your home without trucking or plastic waste. Bottled water produces over 10,000 times the amount of greenhouse gases as tap water. More than half of our energy needs for water treatment and delivery are met with green power including hydroelectric generators and solar panels.



New Emergency Pump Station

Why Your Water Tastes Great – High Quality Source Water

Your water comes from the Quabbin Reservoir, about 65 miles west of Boston, and the Wachusett Reservoir, about 35 miles west of Boston. Water from the Ware River can also add to the supply at times. These pristine reservoirs supply wholesale water to local water departments in 51 communities. The two reservoirs combined supplied about 200 million gallons a day of high quality water to consumers in 2017.

The Quabbin and Wachusett watersheds are naturally protected with over 85% of the watersheds covered in forest and wetlands. To ensure safety, the streams and reservoirs are tested often and patrolled daily by the Department of Conservation and Recreation (DCR).

Rain and snow falling on the watersheds - protected land around the reservoirs - turn into streams that flow to the reservoirs. This water comes in contact with soil, rock, plants, and other material as it follows its natural path to the reservoirs. While this process helps to clean the water, it can also dissolve and carry very small amounts of material into the reservoir. Minerals from soil and rock do not typically cause problems in the water. But, water can also transport contaminants from human and animal activity. These can include bacteria and pathogens - some of which can cause illness. The test data in this report show that these contaminants are not a problem in your reservoirs' watersheds.

The Department of Environmental Protection (DEP) has prepared a Source Water Assessment Program report for the Quabbin and Wachusett Reservoirs.

The DEP report commends DCR and MWRA on the existing source water protection plans, and states that our “watershed protection programs are very successful and greatly reduce the actual risk of contamination.” MWRA follows the report recommendations to maintain the pristine watershed areas.

Investing In Your Water System

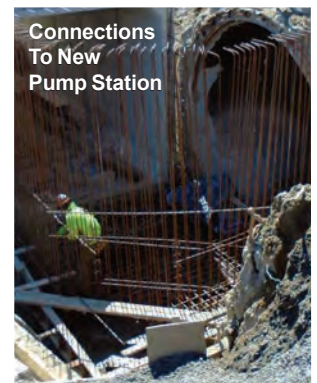
Now and for the foreseeable future, MWRA will continue to focus on ensuring redundancy for each water service area. That means providing a second means of getting water to an area if something happens to the primary pipeline – like a major water main break.

Progress has been steady and work is underway to the north in Stoneham, Reading and Woburn, and to the south in Boston and Dedham to provide redundancy for those areas. A new, emergency pump station in Marlborough will ensure we can get adequate water to the treatment plant in the event of a problem with the existing system.

MWRA is also beginning work to strengthen the major pipelines and tunnels serving large parts of the system. A project to repair and improve the 11-mile-long Weston Aqueduct Supply Main No. 3 is currently in design. This work will take place in Weston, Waltham, Belmont, Arlington and Medford, and must be completed before a new, major tunnel project to the north and south can begin.

On Going Pipeline Rehabilitation

MWRA continues to rehabilitate and replace older pipelines throughout the distribution system to improve both reliability and water quality. MWRA has also provided zero-interest loans to communities for local pipeline projects since 1998. In 2017, \$25.8 million was loaned to communities for 18 projects including the replacement of over 15.4 miles of older, unlined pipes with new cement-lined ductile iron water pipes or rehabilitation with cleaning and new cement lining.



Always Use Water Wisely

We know that conservation works. Customers in the MWRA service area have reduced their average daily demand from 340 million gallons per day in 1980 to less than 200 million gallons today. It is important that these conservation efforts continue – especially during dry periods.

WATER SAVING TIPS FOR YOUR HOME

Indoors

- Install low-flow aerators on your faucets. You'll save 1 to 5 gallons per minute.
- Fix that leaky faucet. Worn-out washers can waste hundreds of gallons per week.
- Replace your washing machine with a high-efficiency model. You'll use 30 to 50% less water.
- Fix that leaky toilet. You'll save 50 gallons a day or more.



Outdoors

- Water your lawn overnight or before 5:00 a.m. If you water at mid-day, it will evaporate.
- One inch of water a week is plenty. After heavy rains, you may not need to water for 10 to 14 days.
- Use mulch in your flower beds. Mulch will keep roots cool and moist, and reduce weeds.



More tips are available at MWRA.com.


Monitoring Water Quality In Real Time. Your water is monitored by a state-of-the-art system in real time – 24 hours a day, seven days a week – to make sure it is free of contaminants. This allows MWRA to respond to changes in water quality almost immediately.



Quabbin Reservoir Overlook

Why Your Water Tastes Great – Water Treatment

Massachusetts Water Resources Authority has invested in state-of-the-art treatment to make sure your water is clean, fresh, and tastes great. Part of the reason that the water tastes so good is MWRA's advanced treatment at the John J. Carroll Water Treatment Plant in Marlborough. Since 2005, your water has been treated with ozone - produced by pure oxygen. Ozone has ensured strong protection against microbes and viruses, improved water clarity, and makes the water taste better. In 2014, we also started adding ultraviolet (UV) disinfection, further improving the quality of water.



Ultraviolet (UV) Lamp

UV light is essentially a more potent form of the natural disinfection from sunlight, and ensures that any pathogens potentially in our reservoirs are rendered harmless.

In addition, fluoride is added to promote dental health, and the water chemistry is adjusted to reduce corrosion of home plumbing. Last, we add mono-chloramine, a mild and long-lasting disinfectant combining chlorine and ammonia to protect the water as it travels through miles of pipelines to your home.

Testing Your Water – Every Step of the Way

Test results show few contaminants are found in the reservoir water. The few that are found are in very small amounts, well below EPA's standards.

Turbidity (or cloudiness of the water) is one measure of overall water quality. All water must be below 5 NTU (Nephelometric Turbidity Units), and water can only be above 1 NTU if it does not interfere with effective disinfection. In 2017, turbidity was always below both the 5 and 1 NTU standards, with the highest level at 0.92 NTU. Typical levels at the Wachusett Reservoir are 0.35 NTU.

MWRA also tests reservoir water for pathogens such as fecal coliform, bacteria, and the parasites *Cryptosporidium* and *Giardia*. They can enter the water from animal or human waste. All test results were well within state and federal testing and treatment standards. For more information, please visit www.mwra.com/ucmr/2017.html.

Test Results – After Treatment

EPA and state regulations require many water quality tests after treatment to check the water you are drinking. MWRA conducts hundreds of thousands of tests per year on over 120 contaminants (a complete list is available on www.mwra.com). Details about 2017 test results are in the table below. The bottom line is the water quality is excellent.



Facts About Sodium

Sodium in water contributes only a small fraction of a person's overall sodium intake (less than 5%). MWRA tests for sodium monthly and the highest level found was 38.8 mg/L (about 8 mg per 8 oz. glass). This would be considered **VERY LOW SODIUM** by the Food and Drug Administration.

TEST RESULTS AFTER TREATMENT

COMPOUND	UNITS	(MCL) HIGHEST LEVEL ALLOWED	(WE FOUND) DETECTED LEVEL-AVERAGE	RANGE OF DETECTIONS	(MCLG) IDEAL GOAL	VIOLATION	HOW IT GETS IN THE WATER
Barium	ppm	2	0.009	0.007-0.01	2	No	Common mineral in nature
Mono-Chloramine	ppm	4-MRDL	2.14	0-3.85	4-MRDLG	No	Water disinfectant
Fluoride	ppm	4	0.70	0.31-0.78	4	No	Additive for dental health
Nitrate [^]	ppm	10	0.05	0.04-0.05	10	No	Atmospheric deposition
Nitrite [^]	ppm	1	0.006	ND-0.006	1	No	Byproduct of water disinfection
Total Trihalomethanes	ppb	80	15	4.2-25.2	ns	No	Byproduct of water disinfection
Haloacetic Acids-5	ppb	60	12.8	1.5-24	ns	No	Byproduct of water disinfection
Total Coliform	%	5%	0.8% (Aug)	ND-0.8%	0	No	Naturally present in environment
Combined Radium*	pCi/L	5	1.76	ND-1.76	0	No	Erosion of natural mineral deposits

KEY: MCL=Maximum Contaminant Level. The highest level of a contaminant allowed in water. MCLs are set as close to the MCLGs as feasible using the best available technology. MCLG=Maximum Contaminant Level Goal. The level of contaminant in drinking water below which there is no known or expected risk to health. MCLGs allow for a margin of safety. MRDL=Maximum Residual Disinfectant Level. The highest level of a disinfectant allowed in drinking water. There is convincing evidence that addition of a disinfectant is necessary for control of microbial contaminants. MRDLG=Maximum Residual Disinfectant Level Goal. The level of a drinking water disinfectant below which there is no known or expected health risk. MRDLGs do not reflect the benefits of the use of disinfectants to control microbial contamination. ppm=parts per million ppb=parts per billion ns=no standard ND=non detect [^]=As required by DEP, the maximum result is reported for nitrate and nitrite, not the average. *Result from 2014

What You Need To Know About Lead In Tap Water. MWRA water is lead-free when it leaves the reservoirs. MWRA and local pipes that carry the water to your community are made mostly of iron and steel and do not add lead to the water.

Did You Know?

Most cases of lead poisoning are from contact with peeling lead paint and paint dust. But drinking water exposed to lead can increase a person's total lead exposure. This is particularly a concern for small children and pregnant women. However, lead can get into tap water through pipes in your home, your service line if it is made of lead, lead solder used in plumbing, and some brass fixtures. Corrosion or wearing away of lead-based materials can add lead to tap water, especially if water sits for a long time in the pipes before it is used.



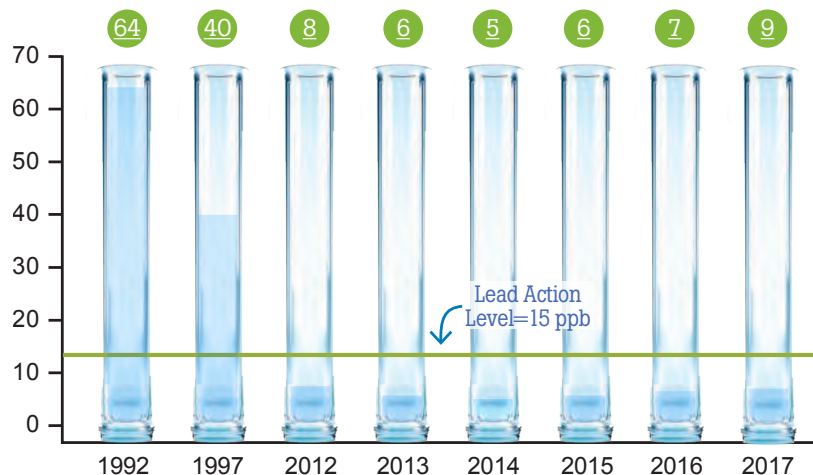
In 1996, MWRA began adding sodium carbonate and carbon dioxide to adjust the water's pH and buffering capacity. This change has made the water less corrosive, thereby reducing the leaching of lead into drinking water. Lead levels found in sample tests of tap water have dropped by about 90 percent since this treatment change.

MWRA Meets Lead Standards In 2017

Under EPA rules, each year MWRA and your local water department must test tap water in a sample of homes that are likely to have high lead levels. These are usually homes with lead service lines or lead solder. The EPA rule requires that 9 out of 10, or 90%, of the sampled homes must have lead levels below the Action Level of 15 parts per billion (ppb).

All 22 sampling rounds over the past thirteen years have been below the EPA standard. Of the 2,300 samples taken in the last 5 years, 98% were below the 15 ppb level. Results for the 456 samples taken in September 2017 are shown in the table. 9 out of 10 houses were below 8.6 ppb, which is below the Action Level of 15 ppb. Four communities: Medford, Melrose, Quincy and Winthrop were individually above the Action Level for lead. Your community letter on page 7 will provide you with local results and more information.

90% LEAD LEVELS IN MWRA SYSTEM OF FULLY SERVED COMMUNITIES



SEPTEMBER 2017 LEAD & COPPER RESULTS

	Range	90% Value	(Target) Action Level	(Ideal Goal) MCLG	#Homes Above AL / #Homes Tested
Lead (ppb)	0-102	8.6	15	0	18/456
Copper (ppm)	0-0.375	0.103	1.3	1.3	0/456

KEY: AL=Action Level-The concentration of a contaminant which, if exceeded, triggers treatment or other requirements which a water system must follow. Definition of **MCLG** available on page 3.

WHAT CAN I DO TO REDUCE MY EXPOSURE TO LEAD IN DRINKING WATER?



- 

Let the water run before using: fresh water is better than stale! To save water, fill a pitcher with fresh water and place in the refrigerator for future use.
- 

Any time water has gone unused for more than 6 hours, run each faucet used for drinking or cooking until after the water becomes cold.
- 

Never use hot water from the faucet for drinking or cooking, especially when making baby formula or other food for infants.
- 


Check your plumbing fixtures to see if they are lead-free. Read the labels closely.
- 

Remove loose lead solder and debris. Every few months remove the aerator from each faucet in your home and flush the pipes for 3-5 minutes.
- 

Be careful of places you may find lead in or near your home. Paint, soil, dust and some pottery may contain lead.
- 

Call the Department of Public Health at 800-532-9571 or EPA at 800-424-LEAD for health information.

MWRA Wins “Systems Taking Action to Reduce Lead” Award. MA DEP has recognized the effort that the MWRA has demonstrated to educate and work with the schools in all MWRA communities. By providing free testing of schools, MWRA is helping to ensure that children are not exposed to the dangers of lead.



What Is A Lead Service Line? What Is The Concern?

A service line is the pipe that connects your house to the water main in the street. Some service lines that run from older homes (constructed before 1940) are made from lead. Many of these older service lines have been replaced, but some remain. These service lines are the main source of lead to tap water in homes that have them. Therefore, removing lead service lines is a priority to reduce the potential for lead exposure, particularly if a pregnant woman or child lives at your home.

How Do I Replace My Lead Service Line?

If you have a lead service line, you should consider replacing it. Many communities have programs to help with the replacement cost. Removing the whole lead service line is important. It is the only way to ensure that your service line will not be adding lead to your water. Partial replacements - which leave some lead behind - do not lower lead levels, and in many cases, can actually increase lead levels.

Important Information From EPA About Lead

If present, elevated levels of lead can cause serious health problems, especially for unborn babies and young children.

Lead in drinking water is primarily from materials and components associated with service lines and home plumbing. MWRA is responsible for providing high quality drinking water, but cannot control the variety of materials used in plumbing components.

If your water has been sitting for several hours, you can minimize the potential for lead exposure by flushing your tap water for 30 seconds to 2 minutes before using water for drinking or cooking. If you are concerned about lead in your water, you may wish to have your water tested. Information on lead in drinking water, testing methods, and steps you can take to minimize exposure is available from the Safe Drinking Water Hotline at 1-800-426-4791 or www.epa.gov/safewater/lead.

MWRA Program To Replace Lead Service Lines


To help communities in removing lead service lines, MWRA and its Advisory Board approved a program to make available \$100 million in zero-interest loans to its member communities to fully replace lead service lines. Each community can develop its own program, tailored to their local circumstances. Several communities have already moved forward with programs. To find out more, please read your community letter or contact your local water department.

How Do I Get My Homes’s Tap Water Tested For Lead?

There is a list of labs and sampling instructions available on the lead testing page at www.mwra.com or you can call MWRA at 617-242-5323. Also, some communities have testing available for residents. Please contact your local water department for more information.

What’s My Service Line?

You can identify a lead service line by carefully scratching it with a key. →




← Have it replaced with a new copper service line.

For more information on lead service lines go to mwra.com.

LEAD TESTING IN SCHOOLS

Starting in 2016, MWRA in coordination with DEP, provided no-cost lab analysis and technical assistance for schools and day care centers across all of MWRA’s water communities. Almost all MWRA communities have already participated in the program, and sampling is still ongoing. Nearly 17,000 samples from 313 schools across 35 communities were received, and over 29,000 tests were completed. Results are available on the DEP website – www.mass.gov/dep (search for lead in schools). Some results also may be available through your local community website, DPW, or school department.



MWRA Takes Customer Concerns Seriously. Every call is investigated to ensure that there are no problems with the water supply. Most complaints are related to discolored water, which is usually related to local construction or hydrant use. If you have a question or concern, please call your local water department or MWRA at 617-242-5323.



Tests In Community Pipes

MWRA and local water departments test 300 to 500 water samples each week for total coliform bacteria. Total coliform bacteria can come from the intestines of warm-blooded animals, or can be found in soil, plants, or other places. Most of the time, they are not harmful. However, their presence could signal that harmful bacteria from fecal waste may be there as well. If total coliform is detected in more than 5% of samples in a month, the water system is required to investigate the possible source and fix any identified problems. If a water sample does test positive, we run more specific tests for *E. coli*, which is a bacteria found in human and animal fecal waste and may cause illness. If your community found any total coliform or *E. coli*, it will be listed within the community letter on page 7.

Drinking Water And People With Weakened Immune Systems

Some people may be more vulnerable to contaminants in drinking water than the general population. Immuno-compromised persons such as persons with cancer undergoing chemotherapy, persons who have

undergone organ transplants, people with HIV/AIDS or other immune system disorders, some elderly, and infants can be particularly at risk from infections. These people should seek advice about drinking water from their health care providers. EPA/CDC guidelines on appropriate means to lessen the risk of infection by *Cryptosporidium* and other microbial contaminants are available from the EPA's Safe Drinking Water Hotline (1-800-426-4791).

Contaminants In Bottled Water And Tap Water

Drinking water, including bottled water, may reasonably be expected to contain at least small amounts of some contaminants. The presence of contaminants does not necessarily indicate that water poses a health risk. More information about contaminants and potential health effects can be obtained by calling the EPA's Safe Drinking Water Hotline (1-800-426-4791) or MWRA. In order to ensure that tap water is safe to drink, Massachusetts DEP and EPA prescribe regulations which limit the amount of certain contaminants in water provided by public water systems. Food and Drug Administration (FDA) and the Massachusetts Department of Public Health regulations establish limits for contaminants in bottled water, which must provide the same protection for public health.

Research For New Regulations

MWRA has been working with EPA and other researchers to define new national drinking water standards by testing for unregulated contaminants. To read more about these regulations, and to see a listing of what was found in MWRA water, please visit www.mwra.com/UCMR/2017.htm.

WATERSHED PROTECTION keeps the water supply clean and safe while providing open space. All of the trees and protected land in the Quabbin, Wachusett and Ware River watersheds act as extra layers of protection from possible contamination. The protected land acts as a natural filter, and is one of the reasons MWRA water is often rated as among the best in the country. Since 1985, almost \$150 million has been invested in land protection.



Massachusetts DEP recommends the installation of backflow prevention devices for inside and outside hose connections to help protect the water in your home as well as the drinking water system in your town.

For more information on cross connections, please call 617-242-5323 or visit mwra.com/crosscon.



Town of Winthrop
Department of Public Works
100 Kennedy Drive, Winthrop, MA 02152

Public Water Supply
3346000

Dear Water Customer:

The Winthrop Department of Public Works is pleased to provide this annual water quality report to keep you informed about our water distribution system.

Our Distribution System

The Town of Winthrop purchases all of its water directly from the MWRA. We are happy to have a partnership with the MWRA in our mission to supply some of the best quality water in the country. This water is delivered through a series of master meters and the pressure is regulated at the town's pressure reducing station before being conveyed through the network of buried water main and ultimately to your home or business.

Meter Replacement Program

In an effort to enhance meter reading productivity and customer service, Winthrop has converted to a radio read system and continues to work on a town-wide meter replacement project which is approximately 50% complete. This initiative will help reduce unaccounted for water and enhance customer support capabilities.

Leak Detection

The Town of Winthrop undergoes an annual leak detection survey to help locate leaks and to reduce unaccounted for water. This past survey discovered 3 service leaks, 1 leaking hydrant, and 2 leaking valves. All leaks were promptly repaired.

Backflow Protection

The Town of Winthrop continues to enforce the DEP mandated cross connection control and prevention program to prevent contamination from entering our distribution system. In 2017, the department conducted 100 backflow prevention device tests town-wide.

Hydrant Flushing Program

The Water Division has continued our 15 phase unidirectional flushing program. This is a very important program that helps maintain water quality by removing naturally occurring sediments in the water mains that can cause taste, odor, and turbidity problems for consumers. This program also serves the community by exercising gate valves and inspecting and testing hydrants to assure adequate fire protection. Four phases were completed in 2017.

Water System Maintenance

The DPW Water Division is responsible for operating and maintaining the Pressure Reducing Station, 46 miles of buried water main, a 1 million gallon capacity stand-pipe, 500 fire hydrants and the 4,500 service connections.

In 2017 the Water Division repaired 9 water main breaks and 110 full or partial lead services were replaced with copper, 12 by in-house staff and 98 as part of an MWRA funded water main

replacement project called Contract 5 which started in September of 2017 and will be completed by July of 2018. This project will also account for the replacement of approximately 3,000 feet of water main in excess of 75 years old. The division also replaced 14 fire hydrants and repaired 3 more.

Lead in Your Water

The Department of Public Works is committed to reducing the amount of lead in our water distribution system and is actively monitoring for excessive limits of lead and copper. This includes regular sampling of our water. One of the testing protocols is for lead and copper, which occurs once per year in September. In 2017, Winthrop exceeded the lead action level and met the copper action level with results of 23.2 ppb and 95.9 ppb respectively. The lead service lines that triggered the lead exceedance have been replaced with new copper. In addition to regular sampling, the DPW has taken the following steps to address lead and copper:

- Has completely identified the remaining lead services and continues to update the database to account for converted services.
- Continued our program to remove 7% of the Town owned portion of the remaining lead services coupled with a program that offers homeowners an opportunity to replace the private portion of the service.
- Is committed to making lead line replacement a priority in planning and defining scope for MWRA funded water main replacement projects.

Property owners with existing lead services who wish to participate in the lead removal program, or want further details, are encouraged to call the DPW at 617-846-1341 or email scalla@town.winthrop.ma.us. We urge owners of older homes and buildings to inspect their plumbing and, if possible, replace fittings that have lead joints or lead solder. We also encourage you to review the information contained in this report to take practical steps to reduce exposure to lead and other common contaminants.

Total Coliform Tests in Community Pipes

The Winthrop Water Department tests 12 samples twice per month for total coliform bacteria to monitor the distribution system. The EPA requires that no more than 5% of the samples in a month may be positive. Winthrop had no positives in 2017.

We truly hope you find this report useful and informative. If you have further questions, including about meetings, feel free to contact the Winthrop DPW, the MWRA, or other contacts such as the DEP or EPA as listed herein.

Sincerely,

Steven R. Calla
Public Works Director / Water Superintendent